

Linssen SL series

Timeless sporty Dutch motor yachts. Since 1949...
9.70 - 16.50 m





The Linssen SL series

Passion, endurance, and refinement: the SL is the mark of a Linssen that has been developed for the most discerning enthusiasts of sporting lifestyle.

SL is an acronym for Sport Luxury. A series of yachts that combine the unmistakably luxurious Linssen identity with enhancements that adhere to the greatest sporting traditions.

There are four different Linssen SL models to choose from in both AC and Sedan version:

- Linssen 30 SL AC / Sedan
- Linssen 35 SL AC / Sedan
- Linssen 40 SL AC / Sedan
- Linssen 45 SL AC / Sedan




Linssen 30 SL AC



Linssen 35 SL AC




Linssen 30 SL Sedan



Linssen 35 SL Sedan



Linssen 40 SL AC



Linssen 45 SL AC

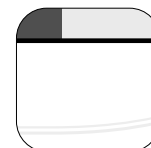


Linssen 40 SL Sedan



Linssen 45 SL Sedan

Standard:

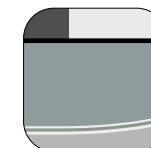


Egg shell White

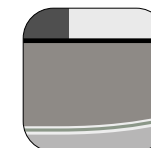
Options:



Cove Green



Fjord Blue



Haven Grey



Linssen 35 SL Sedan/AC

If you want to go one step higher in our SL series, you'll find the Linssen 35 SL. It's "only" one metre longer than its little sister the 30 SL, but that makes it the perfect sporty yacht for you and your family. Especially if you go for the AC version, with 2 spacious double bedrooms. If the yacht is going to be the second home for you and your partner, the Sedan version will probably be your first choice.

There's no lack of space in either version. You can see and feel how spacious they are, especially in the

saloon with its upgraded interior. On the outside of the 35 SL the anthracite colour accents in the window frames and jambs are eye-catching.

The sailing characteristics of the 35 SL are also cutting-edge and state-of-the-art. It takes little effort to sail and manoeuvre this yacht. Like the other members of the SL family, the 35 SL has excellent handling, even in reverse.





Layout Linssen 35 SL Sedan



Linssen 35 SL AC

24



Linssen 35 SL AC

25



- ± 10,70 x 3,30 x 1,00 m
- 4 (+2)
- ± 1,83 / 1,94 / 1,87 m

Layout Linssen 35 SL AC