

# Linssen SL series

Timeless sporty Dutch motor yachts. Since 1949...  
9.70 - 16.50 m





# The Linssen SL series

Passion, endurance, and refinement: the SL is the mark of a Linssen that has been developed for the most discerning enthusiasts of sporting lifestyle.

SL is an acronym for Sport Luxury. A series of yachts that combine the unmistakably luxurious Linssen identity with enhancements that adhere to the greatest sporting traditions.

There are four different Linssen SL models to choose from in both AC and Sedan version:

- Linssen 30 SL AC / Sedan
- Linssen 35 SL AC / Sedan
- Linssen 40 SL AC / Sedan
- Linssen 45 SL AC / Sedan




Linssen 30 SL AC



Linssen 35 SL AC



Linssen 30 SL Sedan



Linssen 35 SL Sedan



Linssen 40 SL AC



Linssen 45 SL AC

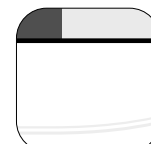


Linssen 40 SL Sedan



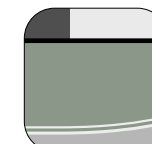
Linssen 45 SL Sedan

**Standard:**

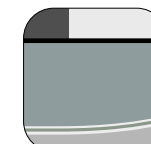


Egg shell White

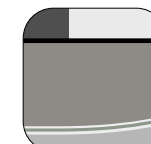
**Options:**



Cove Green



Fjord Blue



Haven Grey



## Linssen 30 SL Sedan / AC

A compact Linssen with an exceptionally sporty appearance. The Linssen 30 SL is the entry-level boat in our SL (Sport Luxury) series. It has the distinctive qualities and sailing characteristics that we give to all our motor yachts. At the same time, it's a yacht with a design and interior that represents a new trend in our range. Designed and made for lovers of a sporty lifestyle. And available in an AC version (with aft cabin) or Sedan version (with open cockpit).

Our 30-footer from the SL-series is the ideal yacht from which to take your first step into the world of water sports. A stable, comfortable and extremely manoeuvrable travelling companion on which you can explore the European inland waterways at your leisure. And you don't have to miss out on a boat trip along the coast either.





Layout Linssen 30 SL Sedan

- ± 9,70 x 3,30 x 1,00 m
- 2 (+2)
- ± 1,83 / 1,94 m



Layout Linssen 30 SL AC

- ± 9,70 x 3,30 x 1,00 m
- 4 (+2)
- ± 1,83 / 1,94 / 1,87 m