

Grand Sturdy series

Timeless Dutch motor yachts. Since 1949...
9.70 - 16.50 m





The Grand Sturdy series

No other motor cruiser in the world can match the Linssen Grand Sturdy®. The unique combination of classic styling, high-tech performance and all-round design excellence has made her the reigning queen of the waterways.

Several Grand Sturdy models are available, each with a wide range of options that allow you to customise the boat to your personal preference.

There are four different Grand Sturdy models to choose from, plus a multitude of options:

- the Grand Sturdy 30.0 AC / Sedan
- the Grand Sturdy 35.0 AC / Sedan
- the Grand Sturdy 40.0 AC / Sedan
- the Grand Sturdy 45.0 AC / Sedan



Grand Sturdy 30.0 AC



Grand Sturdy 35.0 AC



Grand Sturdy 30.0 Sedan



Grand Sturdy 35.0 Sedan



Grand Sturdy 40.0 AC



Grand Sturdy 45.0 AC

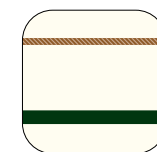


Grand Sturdy 40.0 Sedan



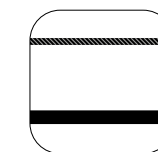
Grand Sturdy 45.0 Sedan

Standard:



Sand Beige

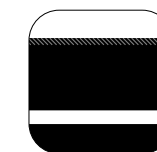
Options:



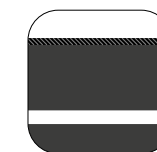
Egg Shell White



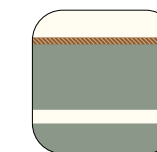
Midnight Blue



Super Jet Black



Dark Grey



Olive Green



Grand Sturdy 45.0 Sedan/AC

The Grand Sturdy 45.0 is a very spacious boat that is perfect for long journeys throughout Europe but also for a long weekend. From the first 'line on the drawing board', the aim was to achieve maximum versatility. The wealth of details ensures that the 45.0 provides a fitting and universal concept for practically all waterways.

Whether you opt for the AC with the spacious aft cabin or for the Sedan with the good-sized open cockpit, you will be enjoying your penthouse on the water! The 45.0 has an exceptional amount of living

space, whether you are in the saloon, on the aft deck or in one of the cabins. There is also plenty of storage space. Everything that you need on your voyage can easily be stowed away in the many cupboards, drawers and under the hatches. The 45.0 also has plenty of luxury. Because all modern comforts are either already present as standard features or provided as an optional item by our designers.

The curved three-part window allows maximum daylight to enter, contributing to a pleasant living environment.





Grand Sturdy 45.0 Sedan

Grand Sturdy 45.0 Sedan



- ± 13,98 x 4,35 x 1,20 m
- 4 (+2)
- ± 1,97 / 2,01 m

Layout Grand Sturdy 45.0 Sedan



Grand Sturdy 45.0 AC

Grand Sturdy 45.0 AC



36

37



Layout Grand Sturdy 45.0 AC

± 13,98 x 4,35 x 1,20 m

6 (+2)

± 1,97 / 2,01 / 1,99 m