

Built for generations

Craftsmanship and innovation since 1949

Timeless Dutch motor yachts from 9.80 - 16.50 m



NEW
THE LINSSEN .1 SERIES

SLOW DOWN
START *living*

NEW SERIES

The Grand Sturdy .1 series



In 2026, we will introduce the .1 series: a new generation of Linssen motor yachts. This is the next step in the natural evolution of everything Linssen stands for. The .1 series builds on the familiar DNA of our boats and takes design, choice of materials and experience to a higher level.

Refined lines: a silhouette that is recognisably Linssen, but with a fresh, contemporary look.

New colour and material concepts: carefully composed colours, materials and interior styles create a modern, luxurious ambience.

New, more comprehensive technical specifications

Innovation in detail: the same clever layouts and high-quality finish for optimum comfort and ease of use.

The .1 series is not just a new model; it is the next phase in our promise to you: motor yachts that offer generations of pleasure and confidence.

2

Standard:



Sand Beige


Options:



Dark Grey



Midnight Blue



Olive Green



Mystic Green



Terra Taupe

Technical upgrade

Not only have the exterior design and interior styles been updated, but improvements have also been made under the skin to take comfort, durability and sailing characteristics to the next level.

Thermal insulation and comfort

All .1 models now feature a special thermal insulation coating on the inside above the waterline.

This layer offers:

- **Anti-condensation protection** for a pleasant climate on board
- **Thermal radiation barrier** for optimal temperature control
- **Sound insulation** for a quiet and relaxed sailing experience

Powerful and efficient propulsion

The new 35.1 is equipped with the Yanmar 4JH80 engine, including electronic throttle for smooth and precise control.

Improved power supply

The DC power system has been completely redesigned with higher capacity lithium-ion batteries.

This means:

- **More power** for all electrical systems on board
 - **Longer service life** and greater reliability
- Top quality for carefree sailing

With these innovations, the .1 series combines the best of design, comfort and technology – for an unrivalled experience on the water.

New exterior colors

For those who appreciate timeless elegance and natural harmony, we are introducing two exclusive hull colours for our latest yachts: Mystic Green and Terra Taupe. These sophisticated shades bring a fresh, contemporary look to our yachts, combining elegance with individuality.

Mystic Green reflects the tranquillity and depth of nature, a subtle green hue that blends perfectly with the water and the surroundings.

Terra Taupe exudes warmth and sophistication, inspired by earthy tones that bring class and balance.

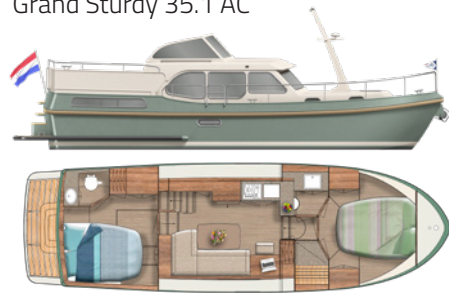
Mystic Green

Terra Taupe



The Grand Sturdy .1 series

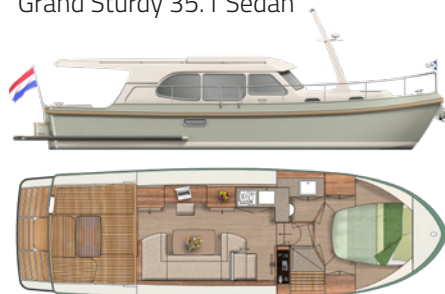
Grand Sturdy 35.1 AC



Grand Sturdy 30.1 Sedan



Grand Sturdy 35.1 Sedan

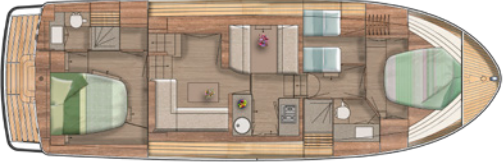


	30.1 Sedan	35.1 AC	35.1 Sedan
	± 9,80 x 3,35 x 1,05 m	± 10,80 x 3,40 x 1,15 m	± 10,80 x 3,40 x 1,10 m
	± 2,35 m	± 2,45 m	± 2,35 m
	± 1,83 / 1,94 m	± 1,83 / 1,94 / 1,87 m	± 1,83 / 1,94 m
	2	4	2
	C (coastal)	C (coastal)	C (coastal)
	± 240 ltr	± 240 ltr	± 240 ltr
	± 220 ltr	± 220 ltr	± 220 ltr
	± 240 ltr	± 240 ltr	± 240 ltr
	± 7.500 kg	± 9.000 kg	± 8.500 kg
	4 cyl. Yanmar Diesel, type 4JH57; 57HP	2x 4 cyl. Yanmar Diesel, type 4JH80; 80 HP	2x 4 cyl. Yanmar Diesel, type 4JH80; 80 HP


First pictures Grand Sturdy 35.1 Sedan



Grand Sturdy 40.1 AC



Grand Sturdy 45.1 AC



Grand Sturdy 40.1 Sedan



Grand Sturdy 45.1 Sedan



	40.1 AC	40.1 Sedan	45.1 AC	45.1 Sedan
	± 12,90 x 4,35 x 1,20 m	± 12,90 x 4,35 x 1,20 m	± 14,10 x 4,35 x 1,20 m	± 14,10 x 4,35 x 1,20 m
	± 2,95 m	± 2,70 m	± 2,95 m	± 2,70 m
	± 1,97 / 2,01 / 1,99 m	± 1,97 / 2,01 m	± 1,97 / 2,01 / 1,99 m	± 1,97 / 2,01 m
	6 + 2	4 + 2	6 + 2	4 + 2
	B (sea)	B (sea)	B (sea)	B (sea)
	± 750 ltr	± 750 ltr	± 1.080 ltr	± 1.080 ltr
	± 440 ltr	± 440 ltr	± 440 ltr	± 440 ltr
	± 300 ltr	± 300 ltr	± 300 ltr	± 300 ltr
	± 17.000 kg	± 15.500 kg	± 20.000 kg	± 19.500 kg
	1x 4 cil. Yanmar Diesel, type 4JH110; 110 HP	1x 4 cil. Yanmar Diesel, type 4JH110; 110 HP	1x 4 cil. Yanmar Diesel, type 4LV150; 150 HP	1x 4 cil. Yanmar Diesel, type 4LV150; 150 HP

First pictures Grand Sturdy 40.1 AC



Terra Taupe



Mystic Green

Grand Sturdy 35.1 AC











New interior design

"Sandstone Serenity": a warm and elegant design with taupe accents, exuding tranquillity and sophistication.







The image shows the interior of a boat cabin. A light green, textured fabric sofa is the central focus, positioned along the side of the cabin. To the left, a wooden table with metal legs is partially visible. The cabin features large, curved windows with chrome frames, offering a view of the outdoors. The walls are a neutral, light color, and the ceiling has recessed lighting. The overall design is modern and minimalist, with a focus on natural materials and colors.

New interior design

"Olive Grove": a fresh and natural variant with olive green accents, inspired by maritime elegance and organic tones.





Grand Sturdy 35.1 Sedan





Grand Sturdy 40.1 AC















Aft cabin



Aft cabin toilet



Aft cabin shower



Guest cabin



Front cabin

The Linssen Variotop® series



28

The Variotop® is a folding roof that covers the wheelhouse so that it is completely watertight and insulated thanks to ingenious locking and sealing systems. Close the Variotop® and the wheelhouse doors and the open helmsman's position is instantly transformed into a heated Variotop® wheelhouse where it is a pleasure to be. On a warm summer's day, just cruising along, the boat gently rolling at anchor or leisurely moored to the quay, the Variotop® – now like a fully fledged bimini top – provides wonderful cool shade.

In the Grand Sturdy series, the Linssen Variotop® is available on:

- Grand Sturdy 500 AC Variotop®
- Grand Sturdy 550 AC Variotop®

VARIOTOP®

ONE TOUCH CABRIO

Grand Sturdy 500 AC Variotop®



Grand Sturdy 550 AC Variotop®



Layout 1



Layout 1



Layout 2



Layout 2

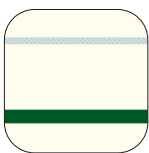
500 AC Variotop®

	± 15,50 x 4,65 x 1,20 m
	± 3,44 m
	± 2,00 / 1,98 / 1,98 / 2,00 m
	6
	B (sea)
	± 2x 750 ltr
	± 720 ltr
	± 400 ltr
	± 26.000 kg
	2x 4 cyl. Yanmar Diesel, type 4JH110, 80.9 kW (110 HP), 3200 rpm

550 AC Variotop®


	± 16,50 x 4,90 x 1,29 m
	± 3,50 m
	± 2,00 / 2,00 / 2,00 / 2,00 m
	6
	B (sea)
	± 2x 1185 ltr
	± 960 ltr
	± 400 ltr
	± 30.000 kg
	2x 4 cyl. Yanmar Diesel, type 4LV150, 110 kW (150 HP), 3500 rpm

Standard:



Sand Beige

Options:



Egg Shell White




Super Jet Black



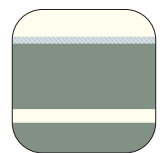
Dark Grey



Dark Green



Midnight Blue



Olive Green

Grand Sturdy 500 AC Variotop®





Variotop® steering salon





Saloon



32

Central cabin



Front cabin



Saloon



Aft cabin



Aft cabin toilet



Aft cabin shower

Grand Sturdy 550 AC Variotop®





Variotop® steering saloon





Saloon layout 2



36





Saloon layout 1




Aft cabin



38

Front cabin toilet



Front cabin



Central cabin



Aft cabin shower/toilet





VARIOTOP®
ONE TOUCH CABRIO

40

Linssen One-Touch Variotop®

The Variotop® is part of an integrated concept in which the convertible top, wheelhouse, helmsman's position and bench seat form one ergonomic, comfortable and aesthetic unit. The result is an unbelievable sailing experience on every yacht in our Variotop® range.

If you choose the Variotop®, you actually get three yachts in one. Switching between the three takes a matter of seconds. When you close the Variotop®, you create a yacht with a comfortable wheelhouse

and excellent all-round visibility. Very pleasant, especially during the cold seasons. When you open the Variotop®, you transform your yacht into an aft-cabin model without canvas. With the cockpit bench in its highest position, you can look out over the windscreen and experience the elements in all their glory. If you want to keep the heat out and let in a cooling breeze on a summer's day, put the Variotop® in the bimini position. This creates a fantastic flybridge.







Variotop® steering saloon

The Linssen Variotop® is the unique fully automatic convertible top, developed in-house, that converts the inside helmsman's position, outside helmsman's position, bimini and flybridge into one comfortable wheelhouse.



Bimini position

If you want to keep the heat out and let in a cooling breeze on a summer's day, put the Variotop® in the bimini position. This creates a fantastic flybridge.



Reduce the minimum cruising height

Low bridge in sight that doesn't open fully or at all? No problem. Reduce the minimum cruising height to ± 3.44 or 3.49 m (on the Grand Sturdy 500 and 550 respectively) by opening the arch in which the Variotop® is stowed, thereby increasing your sailing area.

The Linssen Grand Sturdy 500 Sedan



44

The Grand Sturdy 500 Sedan Variodeck® is the largest yachts with an open cockpit that we have built since our company was founded in 1949.

A luxury 'traveller' with the ideal dimensions of 15.50 x 4.65 x 1.20 m. And with a more than ideal clearance height of only 2.75 m. The Sedan Variodeck clears the (water)way for many comfortable cruises, even through the sailing mecca of France. This is the ultimate Linssen for skippers who like to think in terms of possibilities, rather than limitations.

The Sedan Variodeck is equipped with many unique features such as the e-Variodeck sliding roof, the automatic One Touch Cockpit Cover, the slide and pop-out sliding door, Bifold Variodoor (harmonica sliding doors) with optional integrated insect screens, folding dinette, cockpit lounge bed, smart helmet console and lots of storage space.

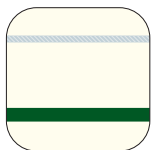


Grand Sturdy 500 Sedan Variodeck



- ± 15,50 x 4,65 x 1,20 m
- ± 2,75 m
- ± 2,00 / 2,05 m
- 4
- B (sea)
- ± 2x 750 ltr
- ± 720 ltr
- ± 400 ltr
- ± 25.000 / ± 25 m³
- Motorisering: 2x 4 cyl. Yanmar Diesel
type 4JH110, 80.9 kW (110 HP)
3200 rpm

Standard:



Sand Beige

Options:




Egg Shell White



Super Jet Black



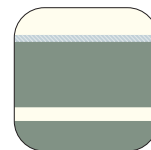
Dark Grey



Dark Green



Midnight Blue



Olive Green









Saloon / dinette





Front cabin



50

Front cabin toilet



Front cabin shower



Open cockpit conversion to lounge seat




Saloon



Saloon - Steering position

51



Bi fold vario doors





Galley



52





Central cabin



Central cabin toilet/shower

A selection of unique Linssen features

Linssen yachts have countless visible and invisible unique features that increase your comfort, improve ease of use, simplify maintenance or make sailing easier.



Easy Sleep Convert System

Your secret for coping with unexpected guests

Both the Sedan and the AC versions in the whole Linssen yacht series are equipped with the Easy Sleep Convert System. This system enables you to convert the saloon sofa into a full-size double bed in no time at all.



Compartment Controlled Heating

Day/night heating system


We've made your comfort our priority "inside" as well. An important comfort aspect is the Compartment-Controlled Heating system jointly developed by Linssen and Webasto, a separate day/night heating system that can be controlled separately in the fore and aft sections of your yacht.



The comfort of silence

Prevention is better than insulation

On board all our motor yacht series you'll find the perfect conditions in which to enjoy life slowly and to the full. Our constant attention to noise reduction should therefore be seen in that light. The quieter it is on board, the more relaxed and comfortable you feel.



Power Impact Construction (PIC)

Absorbing cavitation and vibrations


We have filled a completely closed section in the hull, directly above the propeller, with fine dry sand. We call this the Power Impact Construction (PIC). The cavitation/vibration caused by the propeller is caught here and largely absorbed and neutralised.



Linssen Slide and Pop-out door

Single-handed cruising

Linssen Sedan yachts from 40 ft (12.85 m) upwards have the Linssen Slide and Pop-Out sliding door on the port side – next to the helmsman's position. It's handy to be able to reach the cleat easily from the helmsman's position to quickly cast a rope in a lock or marina. The Grand Sturdy 500 Sedan Variodeck has sliding doors to port and starboard.



Floating Panel System

Optically floating panels

In all interiors, we use the Floating Panel System, in which doors, panels, ceilings and covers are cleverly accentuated by matt black accent lines and design frames.

A number of features, such as the exceptionally effective sound and vibration damping system and the Floating Panel System are fitted on all models, while others are available, for example, only on a Sedan, AC or the Variotop®.



Linssen ICESS®

Integrated Canbus Controlled Electric Supply System

Anything that needs power has a cable attached to it. The idea behind ICESS is that all these cables should come together in one central point in the engine room.



Linssen TMM®

Engine room kept tidy thanks to Ten Main Modules

The engine room of any Linssen has always been a shining example of tidiness. In yachts from 40 ft (12.85 m) upwards, the engine room is configured according to the Ten Main Modules concept. All components have a fixed position, which makes them easy to reach for maintenance and servicing.



Linssen LIPPCON

Linssen Integrated Power & Propulsion Configuration

Smart hidden force for power. Thanks to the LIPPCON® system, you always have 230 V and 400 V power available. LIPPCON® does the thinking for you and delivers the desired power at the times you request to all the main consumers.



Linssen One-Touch Cockpit Cover

Electrically operated cockpit cover


You undo one zipper and a few snap buttons, press the remote control and the entire cover is automatically retracted. The sections disappear into special storage cassettes in the corner of the cockpit. Within a few minutes, you'll have an open or closed cockpit thanks to the One Touch Cockpit Cover®.



Softchine Prestressed Hull (SPH®)

Unique cruising characteristics

The Softchine Prestressed Hull (SPH®) hull shape is the basis of the excellent cruising characteristics of our yachts. Remember them? Less resistance when cruising, less noise and lower fuel consumption.



Floor Integrated System (FIS®)

All pipes and cables neatly arranged

The Linssen FIS®, which stands for "Floor Integrated System®", is a system for installing all pipework and wiring. It contains integrated ducts inside which the cable harnesses, also prefabricated, and the pipes are laid, high and dry, protected and easily accessible.



Linssen Yachts Sales and service partners

Discover Linssen Yachts' extensive network, spread throughout Europe. Our expert dealers are ready to provide you with all the information you need when buying a new or used Linssen yacht.

Whether you are considering a brand new model or already own a Linssen - our dedicated service network, consisting of certified partners with in-depth knowledge, is always there for you.

Rely on the expertise of our partners to optimise your experience with your Linssen Yacht so that you can enjoy every cruise carefree.

Choose the reliability and quality of Linssen Yachts, both when buying and maintaining your dream yacht. Welcome to the Linssen family feeling, where passion for water sports and outstanding service come together.

 SCAN ME
sales partners



 SCAN ME
service partners





Linssen Family Club

At Linssen Yachts, we have spent generations building more than just steel yachts. We have built a close community of people who share the same passion for tranquillity, craftsmanship and life on the water. This community is the Linssen Family Club — a place where friends feel like family, where encounters grow into friendships, and where everyone connected to Linssen is welcome.

58

Our Facebook group is part of that community, but the Linssen Family Club is much more. By registering, you become a true member of our family. You will receive your personal digital Family Card, which you can store in your smartphone wallet, and you gain access to everything that makes our community so special.

As a member, you join a network of boaters who inspire and support one another. You'll meet fellow Linssen owners and admirers at marinas, cruising routes across Europe, and during Club

events. Our gatherings always feel familiar — something only a family-run company can create.

As a registered member, you'll always be the first to know what's happening at our shipyard and within our community. You'll be invited to events before they're announced to the public, receive exclusive stories from the world of Linssen, and naturally connect with other Linssen owners — people who share your passion for craftsmanship and relaxation on the water.



THE LINSSEN YACHTS

FAMILY CLUB

SINCE 1949 - MAASBRACHT

Jan Linssen



Membership is free. All we ask is that you share our belief in togetherness. In enjoying the water together. In creating memories together. In feeling part of something warm and genuine.

The Facebook Group "Linssen Family Club" is a public group where Linssen owners, Linssen Boating Holidays® charter guests and other boating enthusiasts share stories, pictures and other information.

Scan the QR code to join the big Linssen family.



Become a member





Linssen Yachts B.V. | Brouwersstraat 17, NL-6051 AA Maasbracht
+31(0)475 439 999 | www.linssenyachts.com

SLOW DOWN
START *living*